



INVESTOR REPORT

BARTIZAN GLOBAL FLEXIBLE GROWTH SHARE PORTFOLIO

29 February 2024

BARTIZAN GLOBAL FLEXIBLE GROWTH SHARE PORTFOLIO

Portfolio detail

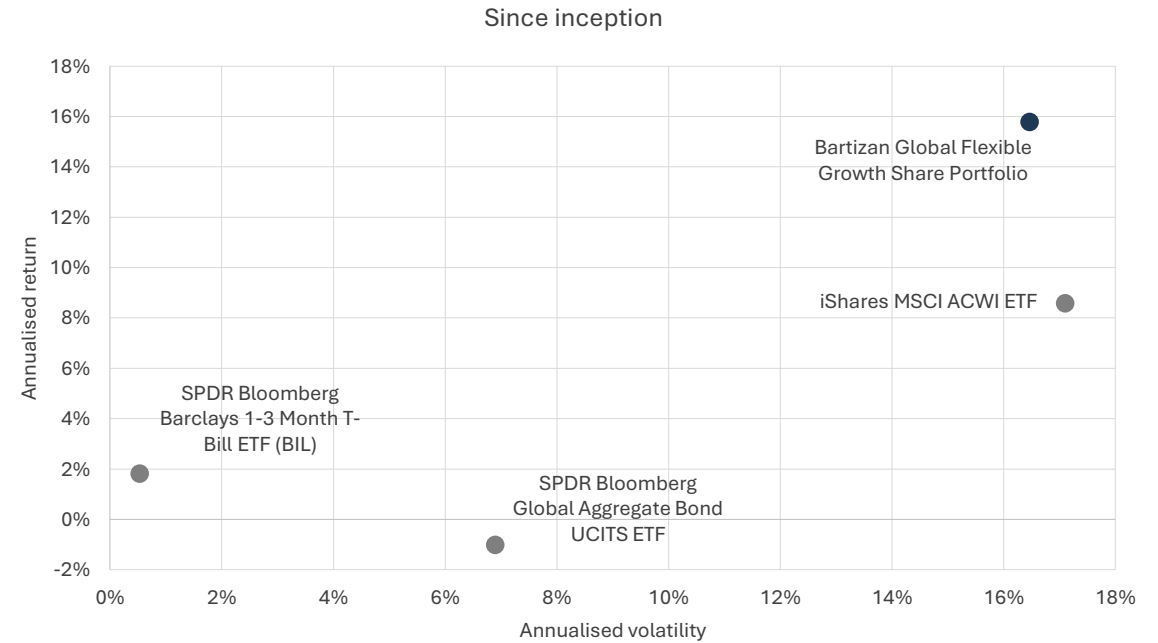
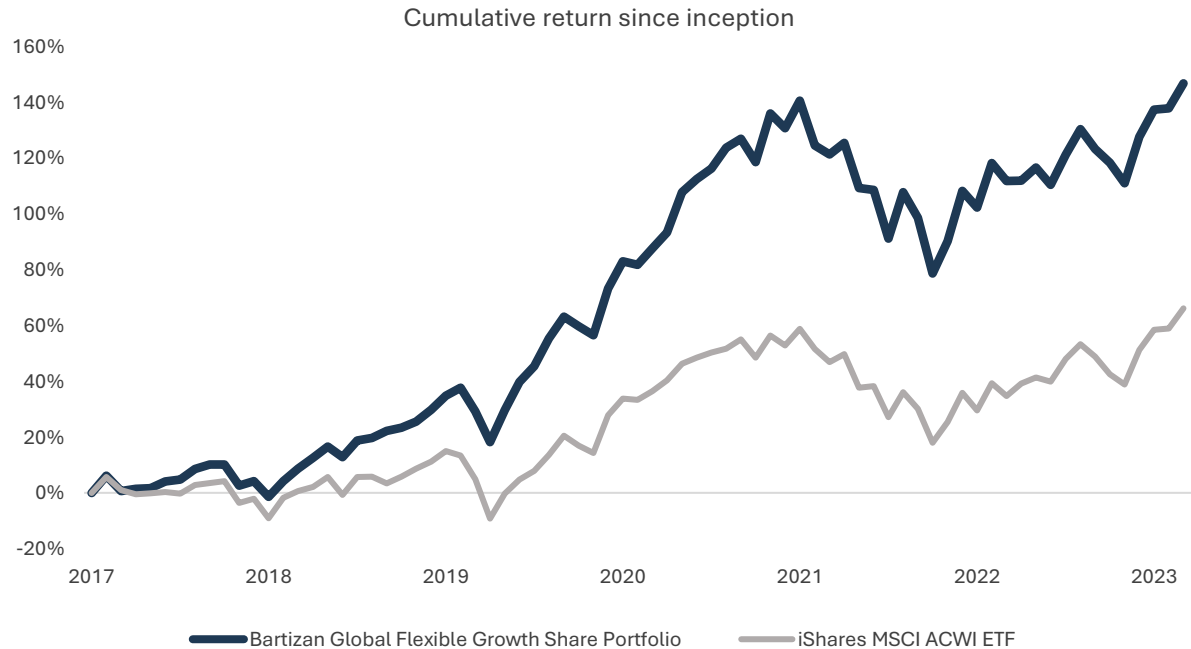
Objective	<i>To provide long term capital appreciation, by investing in a combination of growth asset classes including equities, commodities, property, infrastructure and private equity. The portfolio has potential for high levels of price fluctuations</i>
Return expectations	<i>Global inflation + 5% per annum, net of fees, measured over rolling 6-year periods</i>
Risk tolerance	<i>The solution aims to maintain an overall level of annualized volatility of between 80% to 120% relative to the annualized volatility of global equities, when measured over a period of 36 months</i>
Time horizon	<i>This solution is suitable for investors with a time horizon of seven years or longer</i>
Liquidity	<i>The solution will invest in instruments that are listed on recognized stock exchanges, and under normal market conditions, the solution should be able to be fully liquidated within 2 to 3 working days</i>
Reporting Currency	<i>US Dollar</i>
Constraints	<i>None</i>
Inception date	<i>1 January 2018</i>
Performance Benchmark	<i>100% Global Equity – iShares MSCI ACWI ETF</i>

BARTIZAN GLOBAL FLEXIBLE GROWTH SHARE PORTFOLIO



Performance

Investment performance USD – 29 February 2024	Since Inception	5 Years	3 Years	1 Year
Bartizan Global Flexible Growth Share Portfolio	15.8%	17.8%	9.6%	16.5%
iShares MSCI ACWI ETF	8.6%	10.5%	6.8%	23.3%



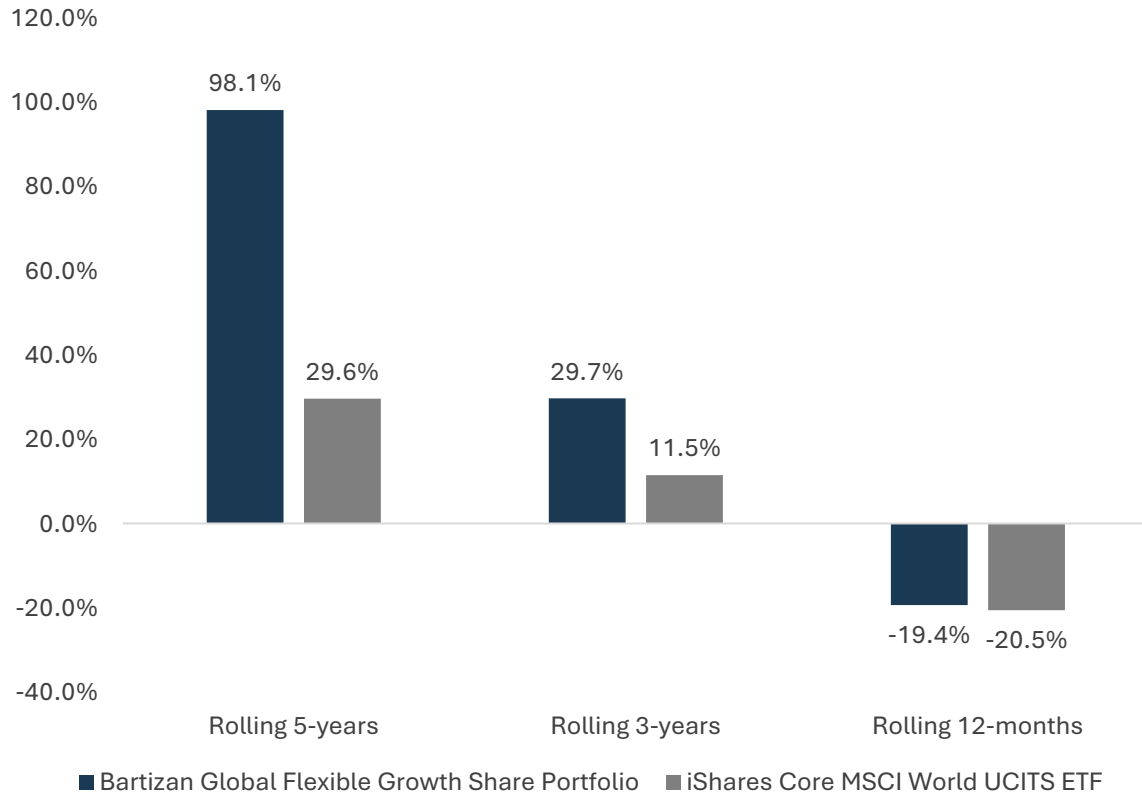
Returns longer than one year are annualized
 *Inception 1 January 2018

BARTIZAN GLOBAL FLEXIBLE GROWTH SHARE PORTFOLIO

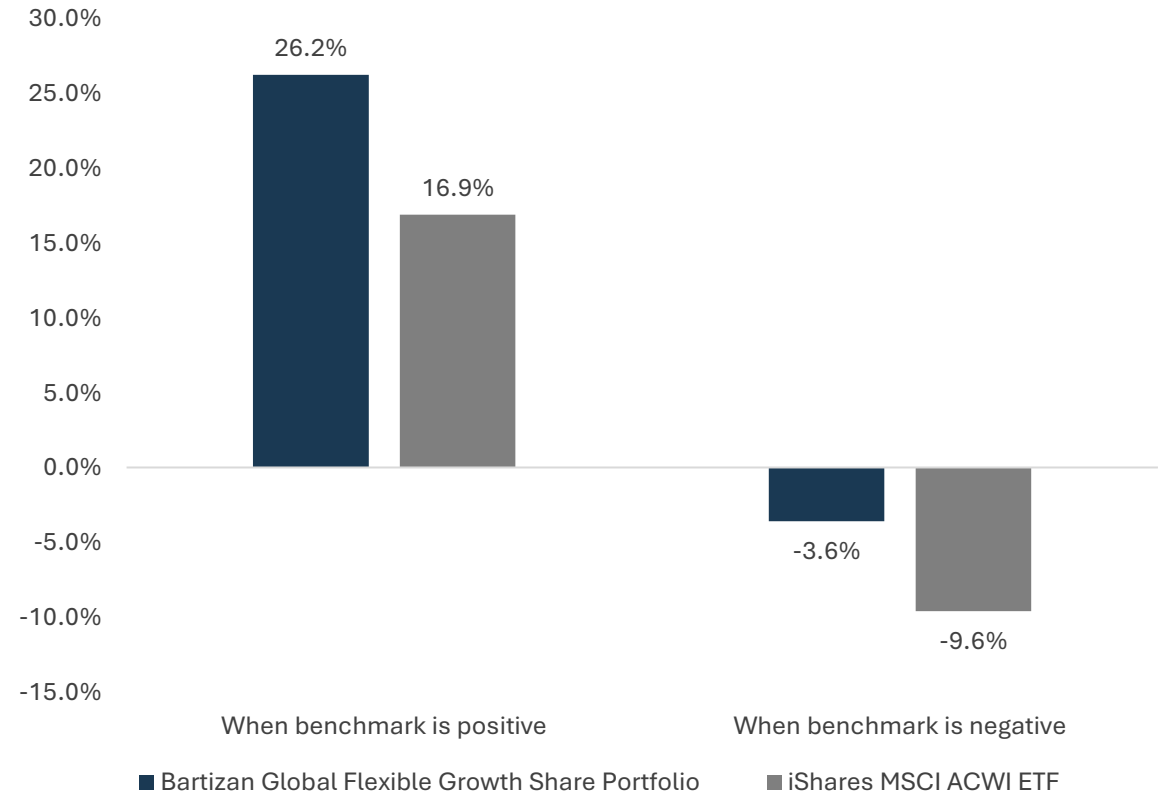


Risk analysis

Lowest return over different time periods



Average return over 12-months



BARTIZAN GLOBAL FLEXIBLE GROWTH SHARE PORTFOLIO

Portfolio target allocations



Global Cash	7.50%
SPDR Bloomberg Barclays 1-3 Month T-Bill ETF	7.50%
Global Hedge Funds	5.00%
Unlimited HFND Multi-Strategy Return Tracker ETF	5.00%
Commodities	5.00%
BlackRock World Mining Trust plc	2.50%
iShares Physical Gold ETC (SGLN)	2.50%
Global Listed Infrastructure	7.50%
iShares Global Infrastructure UCITS ETF	2.50%
U.S. Infrastructure Development ETF	5.00%
Global Listed Private Markets	5.00%
Partners Group Holdings AG	1.0%
Apollo Global Management Inc	1.0%
KKR & Co	1.0%
Brookfield Corp	1.0%
Blackstone Group	1.0%

Global Equity	70.00%
Bartizan Capital Global Equity Share Portfolio	38.0%
Bartizan Capital Value Composite	32.0%
Global X U.S. Cash Flow Kings 100 ETF	5.00%
JPMorgan Equity Premium Income ETF	5.00%
Pacific Horizon Investment Trust PLC	12.5%
Royce Value Trust Inc	2.55%
Smithson Investment Trust	2.50%
TotalEnergies SE Sponsored ADR	0.9%
Shell PLC Sponsored ADR	0.9%
BP p.l.c. Sponsored ADR	0.9%
Exxon Mobil Corporation	0.9%
Chevron Corporation	0.9%

PORTFOLIOS AVAILABLE VIA THE FOLLOWING ACCREDITED FINANCIAL ADVISORS



Eras Venter

Adfinity Financial Services
FSP number: 2758
Eras@adfinity.co.za
T. 021-975-8174
M. 083-457-0925



Jurie van Dyk

Effective Decision Making
FSP number: 44331
Jurie@edmwealth.co.za
T. 021-910-5516
M. 076-371-7877



Diekie Kruger

Subventum Financial Services
FSP number: 24203
Diekie@subventum.com
T. 021-975-8174
M. 083-457-0925



Johann de Clerk

Adfinity Financial Services
FSP number: 2758
Johann@adfinity.co.za
T. 021-914-6863
M. 082-578-5897



Gawie Minnaar

Adfinity Financial Services
FSP number: 2758
Gawie@adfinity.co.za
T. 021-914-6863
M. 076-416-9664



Kosie Janse van Rensburg

Adfinity Financial Services
FSP number: 2758
Kosie@adfinity.co.za
T. 021-914-6863
M. 082-509-2998

DISCLAIMER AND NOTES

The information and opinions contained in this document are recorded and expressed in good faith and in reliance on sources believed to be credible. No representation, warranty, undertaking or guarantee of whatever nature is given on the accuracy and/or completeness of such information or the correctness of such opinions. Bartizan Capital will have no liability of whatever nature and however arising in respect of any claim, damages, loss or expenses suffered directly or indirectly by the investor or the investor's financial advisor acting on the information contained in this document. Furthermore, due to the fact that Bartizan Capital does not act as the investor's financial advisor, they have not conducted a financial needs analysis and will rely on the needs analysis conducted by the investor's financial advisor. Bartizan Capital recommend that investors and financial advisors take particular care to consider whether any information contained in this document is appropriate given the investor's objectives, financial situation and particular needs in view of the fact that there may be limitations on the appropriateness of any advice provided. No guarantee of investment performance or capital protection should be inferred from any of the information contained in this document.

Returns are gross of fees, custody and brokerage. Returns are calculated on the target weightings of the underlying securities of the model portfolio, as at the beginning of each month. For periods greater than one year the returns have been annualised.

Source: Performance sourced Factset

Bartizan Capital is an authorized Financial Service Provider, FSP number: 48450.