

## BARTIZAN GROWTH MODEL PORTFOLIO

30 September 2024

High Risk

This portfolio is suitable for investors seeking the long-term capital growth, without the requirement to comply with Regulation 28 of the Pensions Fund Act. The portfolio will invest only in growth assets, in order to deliver inflation beating returns over the longer-term. Given the maximum allocation to growth assets, the portfolio could result to negative returns over the short to medium term, and therefore the recommended holding period for investors is at least 6 years.

# BARTIZAN GROWTH MODEL PORTFOLIO



## Portfolio detail

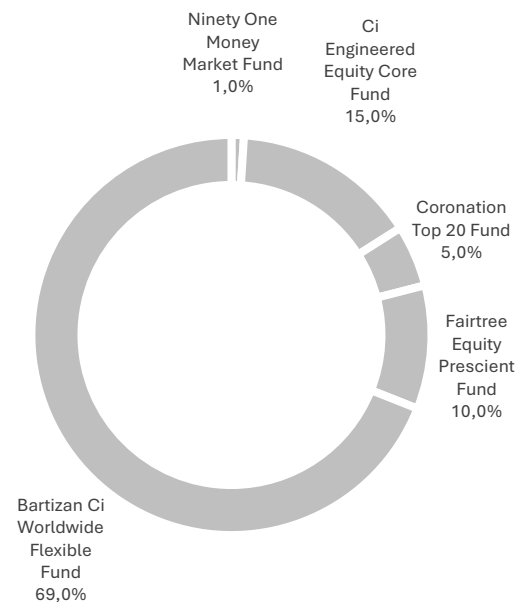
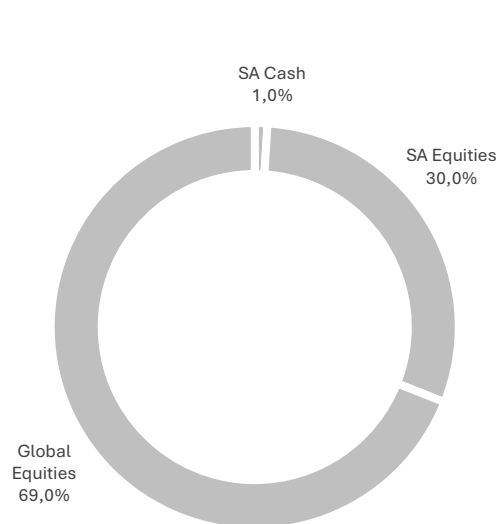
Objective	<i>The objective of this portfolio is to maximum long term capital growth but investing only in growth assets, without the need to adhere to Regulation 28 of the Pensions Fund Act</i>
Return expectations	<i>The portfolio aims to generate a return of South African inflation +6% per year, measured over any rolling 7-year period, net of portfolio management fees</i>
Risk tolerance	<i>The solution maintains a high-risk profile</i>
Time horizon	<i>This solution is suitable for investors with a time horizon of six years or longer</i>
Liquidity	<i>The portfolio will invest in a combination of South African Collective Investment Schemes</i>
Reporting currency	<i>South African Rand</i>
Constraints	<i>None</i>
Inception date	<i>1 July 2016</i>
Peer group	<i>ASISA Worldwide Multi-Asset Flexible</i>
Availability	<i>Allan Gray, Glacier &amp; Ninety One</i>

# BARTIZAN GROWTH MODEL PORTFOLIO



## Portfolio detail

Target asset class allocation	Target manager allocation
-------------------------------	---------------------------



Investment characteristics	Bartizan Growth Model Portfolio	Peer group average
Annualised return	9,0%	7,9%
Annualised volatility	12,8%	10,2%
Sharpe ratio	0,13	0,05
Correlation to JSE All Share	0,79	0,66
Beta to JSE All Share	0,67	0,45
Maximum 12-month return	37,6%	23,4%
Minimum 12-month return	-11,4%	-8,0%

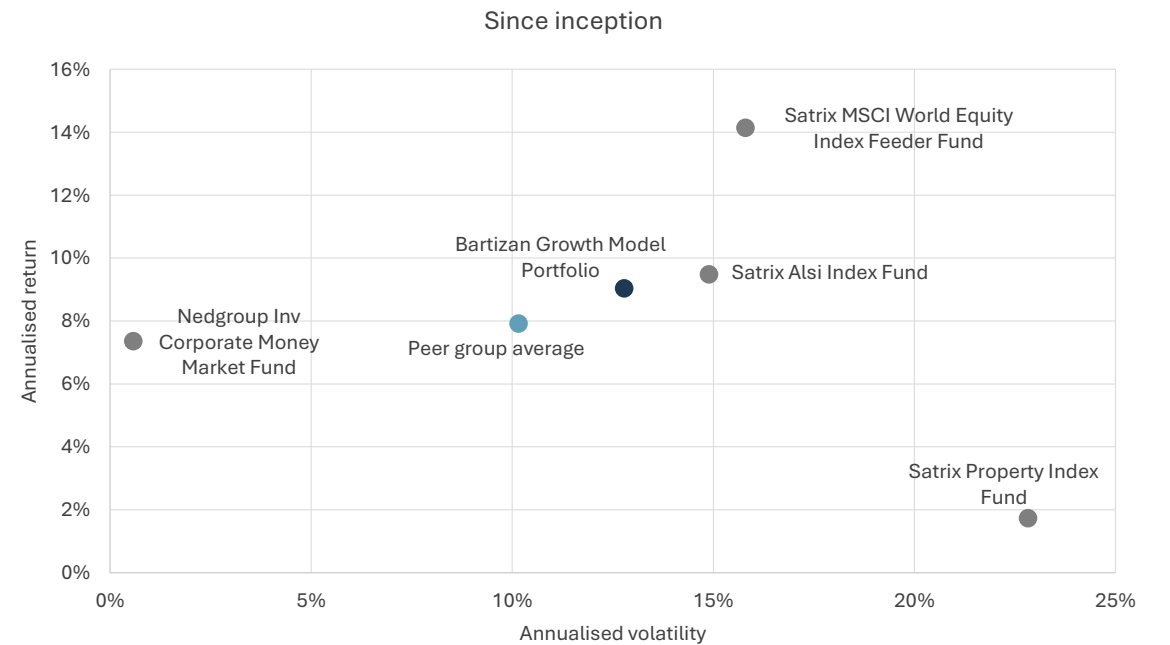
Fee allocation	Bartizan Growth Model Portfolio	Average of selected peers
Weighted total expense ratio of underlying funds	0.82%	1.12%
Weighted transactions costs of underlying funds	0.20%	0.14%
Weighted total investment charge of underlying funds	1.02%	1.26%
Bartizan Capital investment management fee	0.20%	-
Value added tax	0.03%	-
<b>Total investment fee</b>	<b>1.25%</b>	<b>1.26%</b>

# BARTIZAN GROWTH MODEL PORTFOLIO



## Performance vs benchmark & peers

Investment performance ZAR – 30-September-2024	Since Inception	7 Years	5 Years	3 Years	1 Year	September 2024
Bartizan Growth Model Portfolio	9,0%	9,3%	10,5%	10,2%	20,0%	1,4%
Peer group average	7,9%	8,3%	9,8%	8,8%	15,7%	1,2%
South African Inflation + 6%	10,8%	10,8%	11,0%	11,6%	10,0%	0,7%



## PORTFOLIO AVAILABLE VIA THE FOLLOWING ACCREDITED FINANCIAL ADVISORS



**Eras Venter**

Adfinity Financial Services  
FSP number: 2758  
eras@adfinity.co.za  
T. 021-914-6863  
M. 076-203-1500



**Jurie van Dyk**

Effective Decision Making  
FSP number: 44331  
jurie@edmwealth.co.za  
T. 021-910-5516  
M. 076-371-7877



**Diekie Kruger**

Subventum Financial Services  
FSP number: 24203  
diekie@subventum.com  
T. 021-975-8174  
M. 083-457-0925



**Johann de Clerk**

Adfinity Financial Services  
FSP number: 2758  
johann@adfinity.co.za  
T. 021-914-6863  
M. 082-578-5897



**Gawie Minnaar**

Adfinity Financial Services  
FSP number: 2758  
gawie@adfinity.co.za  
T. 021-914-6863  
M. 076-416-9664



**Kosie Janse van Rensburg**

Adfinity Financial Services  
FSP number: 2758  
kosie@adfinity.co.za  
T. 021-914-6863  
M. 082-509-2998

## DISCLAIMER AND NOTES

The information and opinions contained in this document are recorded and expressed in good faith and in reliance on sources believed to be credible. No representation, warranty, undertaking or guarantee of whatever nature is given on the accuracy and/or completeness of such information or the correctness of such opinions. Bartizan Capital will have no liability of whatever nature and however arising in respect of any claim, damages, loss or expenses suffered directly or indirectly by the investor or the investor's financial advisor acting on the information contained in this document. Furthermore, due to the fact that Bartizan Capital does not act as the investor's financial advisor, they have not conducted a financial needs analysis and will rely on the needs analysis conducted by the investor's financial advisor. Bartizan Capital recommend that investors and financial advisors take particular care to consider whether any information contained in this document is appropriate given the investor's objectives, financial situation and particular needs in view of the fact that there may be limitations on the appropriateness of any advice provided. No guarantee of investment performance or capital protection should be inferred from any of the information contained in this document.

Returns are gross of fees, custody and brokerage. Returns are calculated on the target weightings of the underlying securities of the model portfolio, as at the beginning of each month. For periods greater than one year the returns have been annualized.

Source: Performance sourced Fact set

Bartizan Capital is an authorized Financial Service Provider, FSP number: 48450.