



BARTIZAN GLOBAL EQUITY SHARE PORTFOLIO

28 February 2025

BARTIZAN GLOBAL EQUITY SHARE PORTFOLIO



Portfolio detail

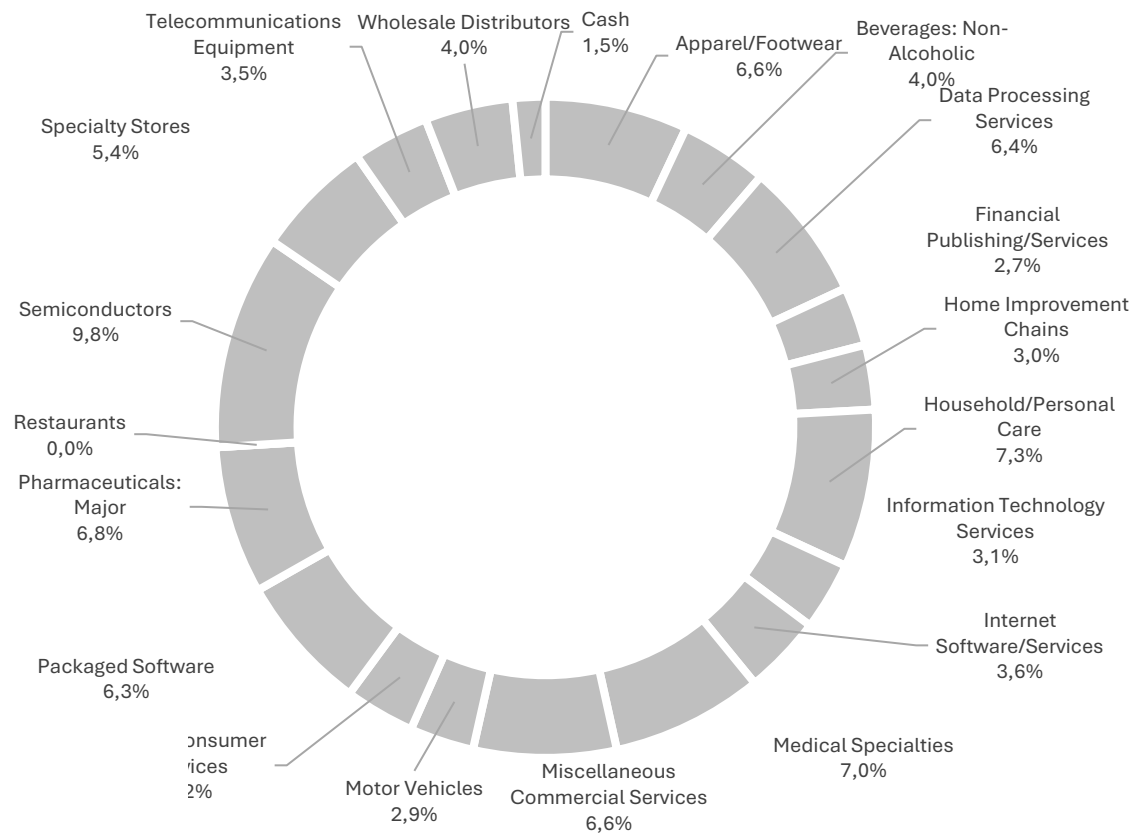
Objective	<i>To provide capital growth in the long term by investing in listed companies that meets the quality criteria of the portfolio manager. The portfolio has potential for high levels of price fluctuations.</i>
Return expectations	<i>Global inflation + 4% per annum, net of fees, measured over rolling 6-year periods</i>
Risk tolerance	<i>The solution aims to maintain an overall level of annualized volatility of between 90% to 110% relative to the annualized volatility of global equities, when measured over a period of 36 months</i>
Time horizon	<i>This solution is suitable for investors with a time horizon of seven years or longer</i>
Liquidity	<i>The solution will invest in instruments that are listed on recognized stock exchanges, and under normal market conditions, the solution should be able to be fully liquidated within 2 to 3 working days</i>
Reporting Currency	<i>US Dollar</i>
Constraints	<i>None</i>
Inception date	<i>1 May 2016</i>
Investment minimum	<i>\$ 50 000</i>
Benchmark	<i>100% Global Equity – iShares Core MSCI World UCITS ETF</i>

BARTIZAN GLOBAL EQUITY SHARE PORTFOLIO



Portfolio detail

Industry exposure



Top 10 holdings

1 Procter & Gamble Company	6 Alphabet Inc. Class C
2 Fastenal Company	7 Visa Inc. Class A
3 Mettler-Toledo International Inc.	8 Apple Inc.
4 Coca-Cola Company	9 Broadcom Inc.
5 Novo Nordisk A/S Sponsored ADR Class B	10 Badger Meter, Inc.

Investment characteristics

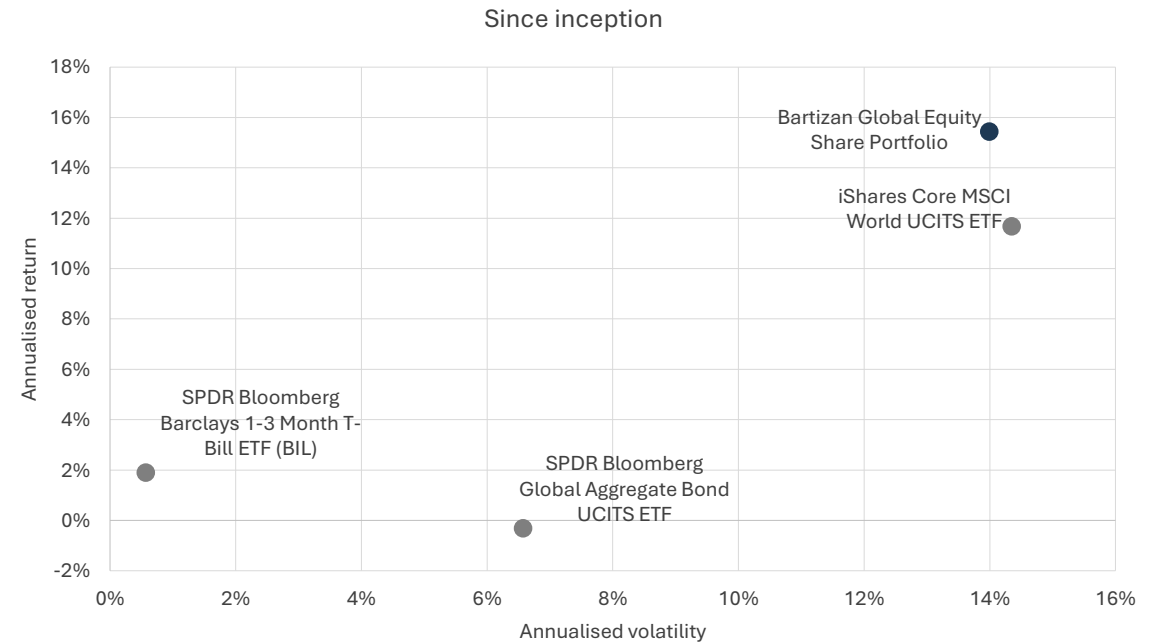
Investment characteristics	Bartizan Global Equity Share Portfolio	iShares Core MSCI World UCITS ETF
Number of holdings	30	1529
Price to Earnings multiple, next 12-months	31,4	19,2
Average annual earnings growth, past 5-years	18,4%	7,8%
Operating margin	30,4%	14,0%
EBIT to Interest Expense	56,4	7,0
Forward Dividend yield	1,1%	2,1%

BARTIZAN GLOBAL EQUITY SHARE PORTFOLIO



Performance

Investment performance USD – 28 February 2025	Since Inception	7 Years	5 Years	3 Years	1 Year	February 2025
Bartizan Global Equity Share Portfolio	15,4%	14,9%	16,1%	12,2%	9,0%	-0,2%
iShares Core MSCI World UCITS ETF	11,7%	10,4%	14,0%	9,8%	15,0%	-2,3%



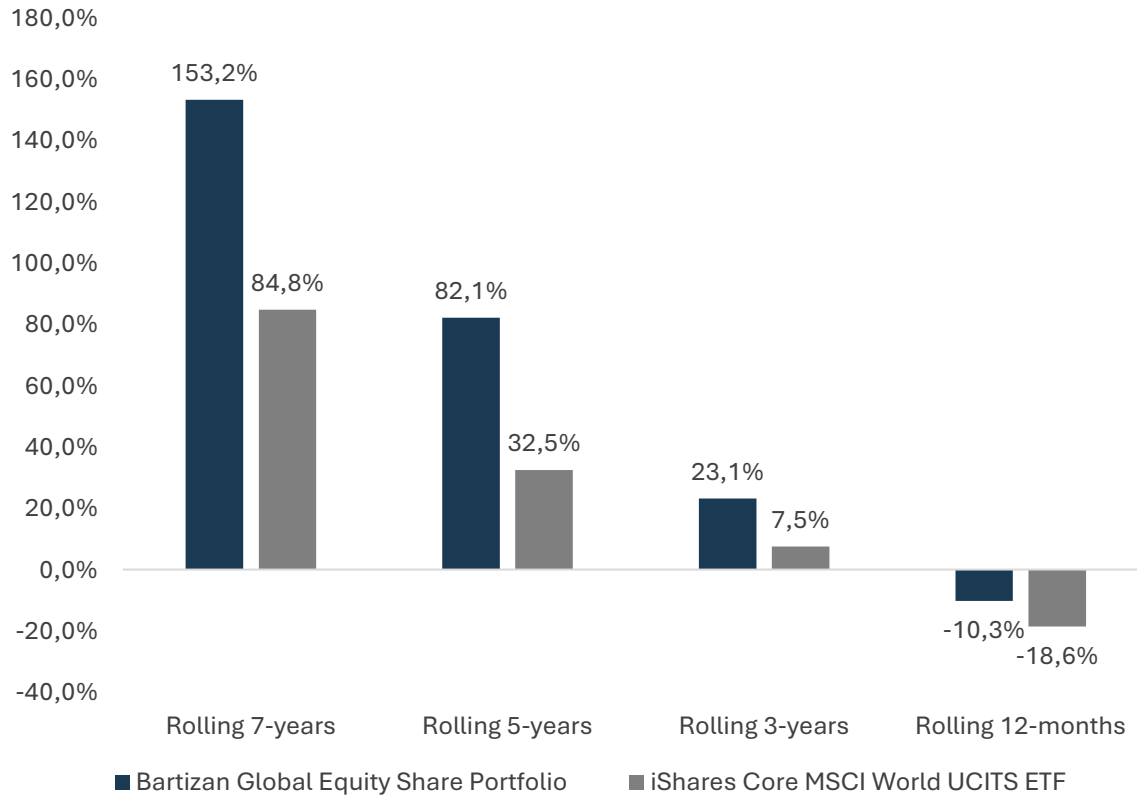
Returns longer than one year are annualized
 *Inception 1 May 2016

BARTIZAN GLOBAL EQUITY SHARE PORTFOLIO

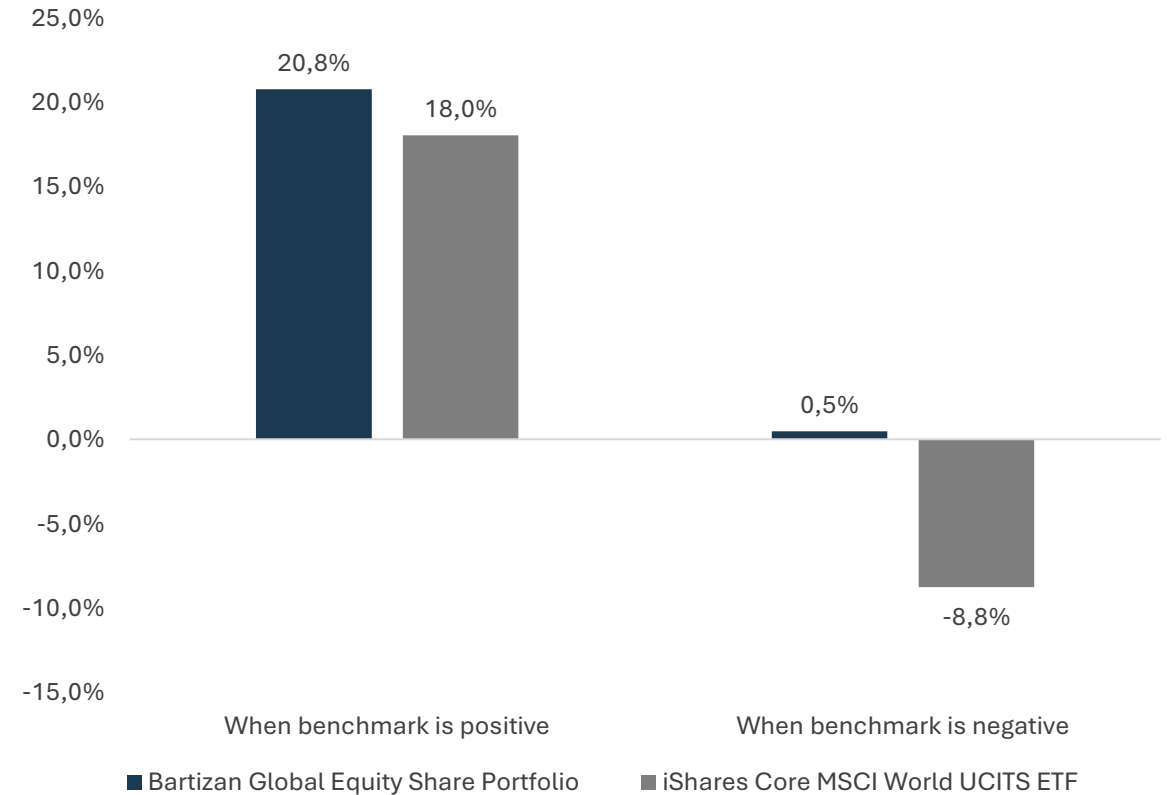


Risk analysis

Lowest return over different time periods



Average return over 12-months



PORTFOLIOS AVAILABLE VIA THE FOLLOWING ACCREDITED FINANCIAL ADVISORS



Eras Venter

Adfinity Financial Services
FSP number: 2758
Eras@adfinity.co.za
T. 021-975-8174
M. 083-457-0925



Jurie van Dyk

Effective Decision Making
FSP number: 44331
Jurie@edmwealth.co.za
T. 021-910-5516
M. 076-371-7877



Diekie Kruger

Subventum Financial Services
FSP number: 24203
Diekie@subventum.com
T. 021-975-8174
M. 083-457-0925



Johann de Clerk

Adfinity Financial Services
FSP number: 2758
Johann@adfinity.co.za
T. 021-914-6863
M. 082-578-5897



Gawie Minnaar

Adfinity Financial Services
FSP number: 2758
Gawie@adfinity.co.za
T. 021-914-6863
M. 076-416-9664



Kosie Janse van Rensburg

Adfinity Financial Services
FSP number: 2758
Kosie@adfinity.co.za
T. 021-914-6863
M. 082-509-2998

DISCLAIMER AND NOTES

The information and opinions contained in this document are recorded and expressed in good faith and in reliance on sources believed to be credible. No representation, warranty, undertaking or guarantee of whatever nature is given on the accuracy and/or completeness of such information or the correctness of such opinions. Bartizan Capital will have no liability of whatever nature and however arising in respect of any claim, damages, loss or expenses suffered directly or indirectly by the investor or the investor's financial advisor acting on the information contained in this document. Furthermore, due to the fact that Bartizan Capital does not act as the investor's financial advisor, they have not conducted a financial needs analysis and will rely on the needs analysis conducted by the investor's financial advisor. Bartizan Capital recommend that investors and financial advisors take particular care to consider whether any information contained in this document is appropriate given the investor's objectives, financial situation and particular needs in view of the fact that there may be limitations on the appropriateness of any advice provided. No guarantee of investment performance or capital protection should be inferred from any of the information contained in this document.

Returns are gross of fees, custody and brokerage. Returns are calculated on the target weightings of the underlying securities of the model portfolio, as at the beginning of each month. For periods greater than one year the returns have been annualised.

Source: Performance sourced Factset

Bartizan Capital is an authorized Financial Service Provider, FSP number: 48450.