



BARTIZAN GLOBAL CAUTIOUS SHARE PORTFOLIO

31 January 2025

BARTIZAN GLOBAL CAUTIOUS SHARE PORTFOLIO



Portfolio detail

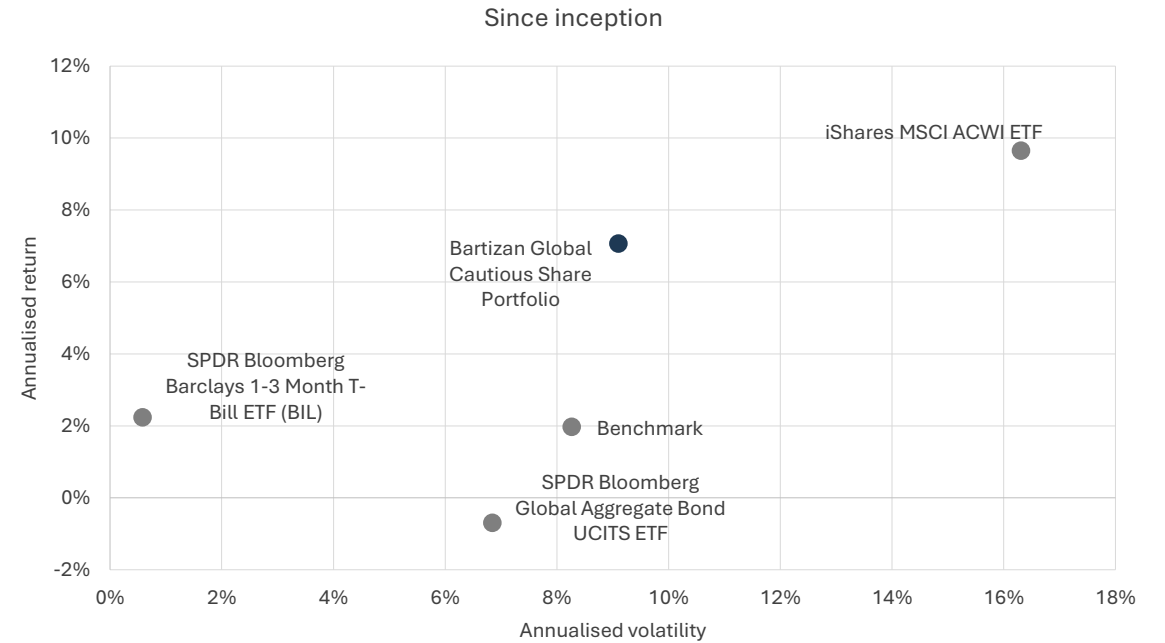
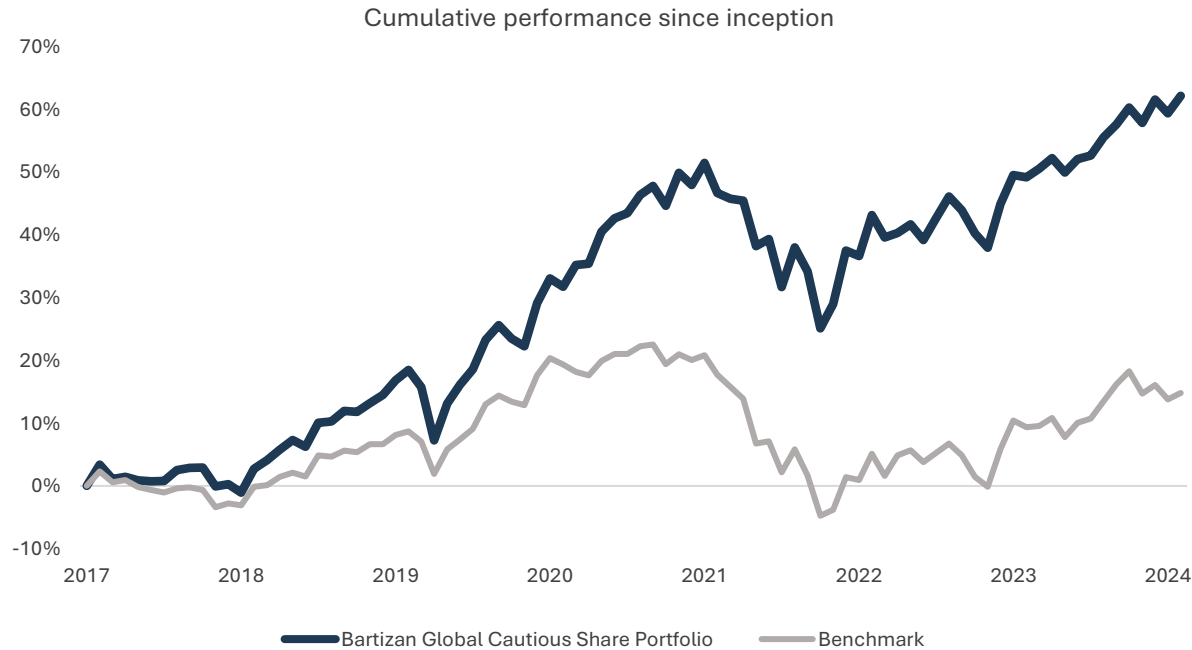
Objective	<i>To provide a balance between long term capital appreciation and income, with an emphasis on income, by investing in a combination of asset classes including equities, fixed income and cash with the potential for low to moderate levels of price fluctuations</i>
Return expectations	<i>Global inflation + 1% per annum, net of fees, measured over rolling 3-year periods</i>
Risk tolerance	<i>The solution aims to maintain an overall level of annualized volatility of between 20% to 40% relative to the annualized volatility of global equities, when measured over a period of 36 months</i>
Time horizon	<i>This solution is suitable for investors with a time horizon of three years or longer</i>
Liquidity	<i>The solution will invest in instruments that are listed on recognized stock exchanges, and under normal market conditions, the solution should be able to be fully liquidated within 2 to 3 working days</i>
Reporting Currency	<i>US Dollar</i>
Constraints	<i>None</i>
Inception date	<i>1 January 2018</i>
Investment minimum	<i>\$ 50 000</i>
Benchmark	<i>25% Global Equity (iShares MSCI ACWI ETF) & 75% Global Bonds (SPDR Bloomberg Global Aggregate Bond UCITS ETF)</i>

BARTIZAN GLOBAL CAUTIOUS SHARE PORTFOLIO



Performance

Investment performance USD – 31 January 2025	Since Inception	5 Years	3 Years	1 Year	Jan 2025
Bartizan Global Cautious Growth Share Portfolio	7,1%	6,5%	3,4%	8,7%	1,8%
Benchmark	2,0%	1,1%	-0,8%	5,0%	0,9%

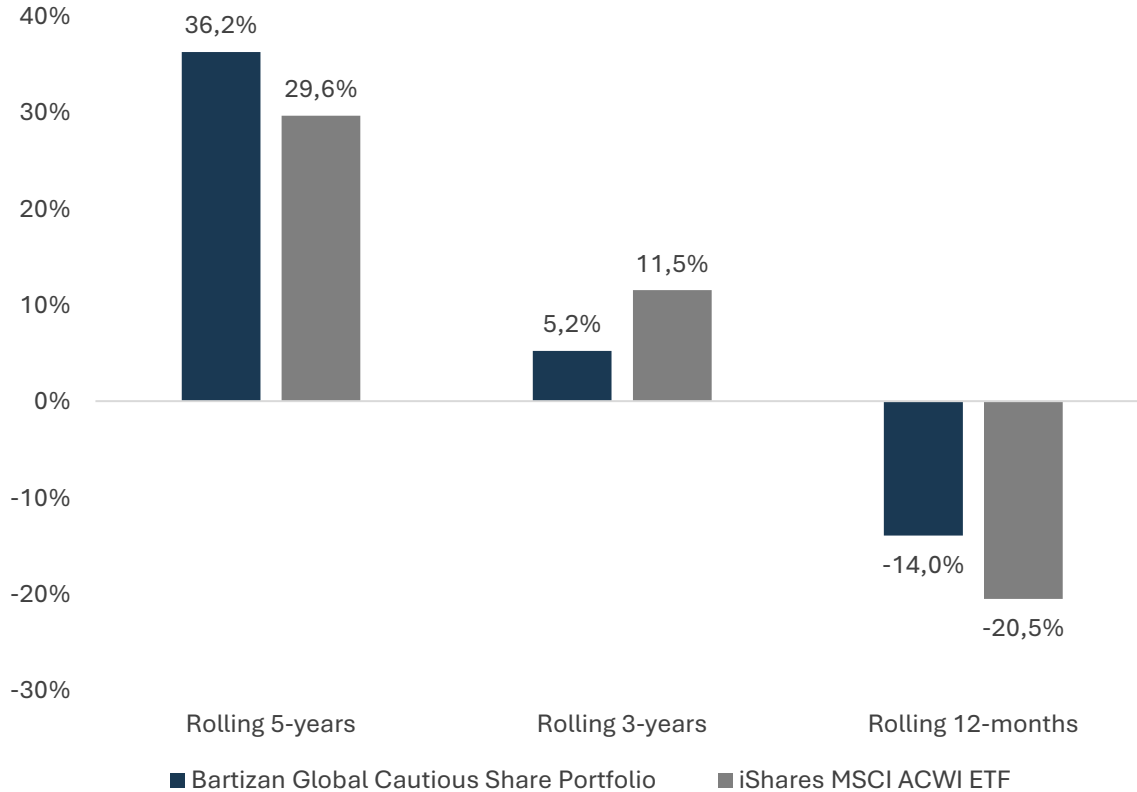


BARTIZAN GLOBAL CAUTIOUS SHARE PORTFOLIO

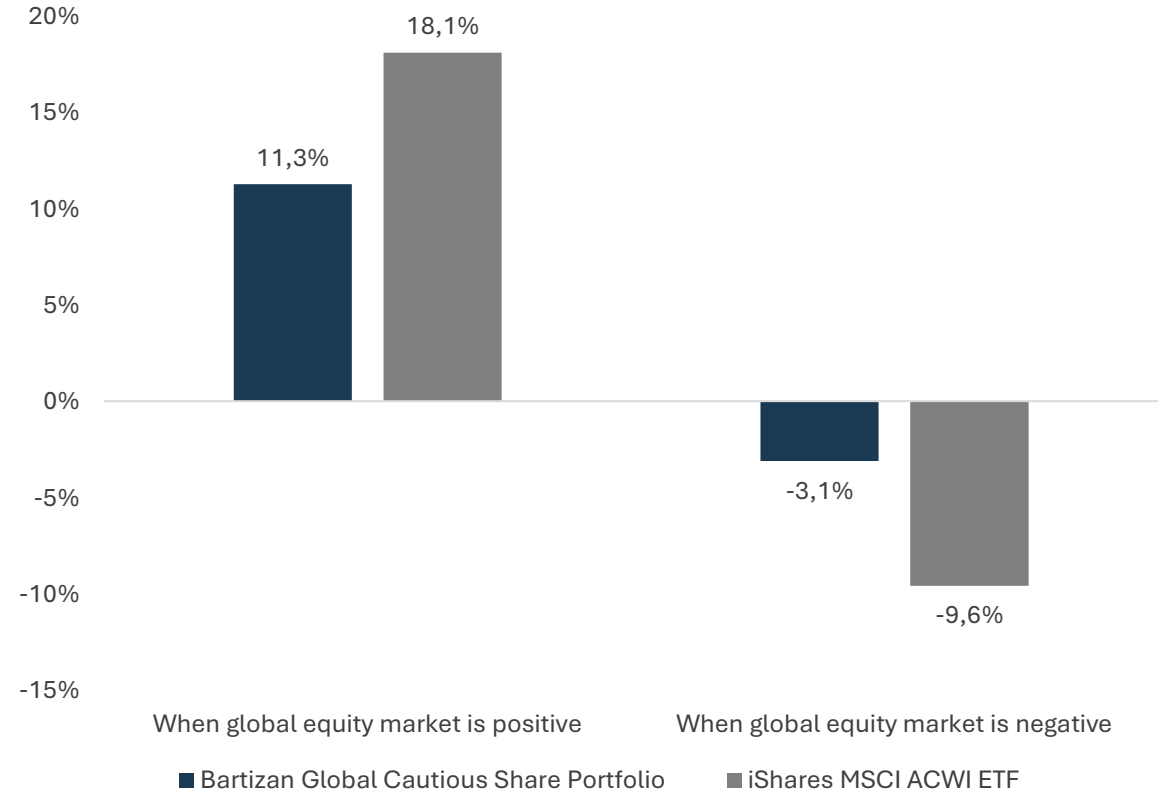
Risk analysis relative to global equities



Lowest return over different time periods, since inception



Average return over 12-months, since inception



BARTIZAN GLOBAL CAUTIOUS SHARE PORTFOLIO

Portfolio target allocations



Global Cash	12.00%
SPDR Bloomberg Barclays 1-3 Month T-Bill ETF	12.00%
Global Fixed Income	24.00%
Vanguard Total World Bond ETF	12.00%
iShares Broad USD Investment Grade Corporate Bond ETF	12.00%
Global High Yield Bonds	24.00%
SPDR Portfolio High Yield Bond ETF	24.00%
Liquid Alternatives	10.00%
Unlimited HFND Multi-Strategy Return Tracker ETF	5.00%
KFA Mount Lucas Managed Futures Index Strategy ETF	5.00%
Commodities	5.00%
iShares Diversified Commodity Swap UCITS ETF	5.00%

Global Listed Infrastructure	2.5%
iShares Global Infrastructure UCITS ETF	1.25%
U.S. Infrastructure Development ETF	1.25%
Global Listed Private Markets	2.50%
Partners Group Holdings AG	0.50%
Apollo Global Management Inc	0.50%
KKR & Co	0.50%
Brookfield Corp	0.50%
Blackstone Group	0.50%
Global Equity	20.00%
Bartizan Capital Global Equity Share Portfolio	15.00%
Bartizan Capital Value Composite	5.00%
Global X U.S. Cash Flow Kings 100 ETF	1.60%
JPMorgan Equity Premium Income ETF	1.60%
Pacific Horizon Investment Trust PLC	1.80%

PORTFOLIOS AVAILABLE VIA THE FOLLOWING ACCREDITED FINANCIAL ADVISORS



Eras Venter

Adfinity Financial Services
FSP number: 2758
Eras@adfinity.co.za
T. 021-975-8174
M. 083-457-0925



Jurie van Dyk

Effective Decision Making
FSP number: 44331
Jurie@edmwealth.co.za
T. 021-910-5516
M. 076-371-7877



Diekie Kruger

Subventum Financial Services
FSP number: 24203
Diekie@subventum.com
T. 021-975-8174
M. 083-457-0925



Johann de Clerk

Adfinity Financial Services
FSP number: 2758
Johann@adfinity.co.za
T. 021-914-6863
M. 082-578-5897



Gawie Minnaar

Adfinity Financial Services
FSP number: 2758
Gawie@adfinity.co.za
T. 021-914-6863
M. 076-416-9664



Kosie Janse van Rensburg

Adfinity Financial Services
FSP number: 2758
Kosie@adfinity.co.za
T. 021-914-6863
M. 082-509-2998

DISCLAIMER AND NOTES

The information and opinions contained in this document are recorded and expressed in good faith and in reliance on sources believed to be credible. No representation, warranty, undertaking or guarantee of whatever nature is given on the accuracy and/or completeness of such information or the correctness of such opinions. Bartizan Capital will have no liability of whatever nature and however arising in respect of any claim, damages, loss or expenses suffered directly or indirectly by the investor or the investor's financial advisor acting on the information contained in this document. Furthermore, due to the fact that Bartizan Capital does not act as the investor's financial advisor, they have not conducted a financial needs analysis and will rely on the needs analysis conducted by the investor's financial advisor. Bartizan Capital recommend that investors and financial advisors take particular care to consider whether any information contained in this document is appropriate given the investor's objectives, financial situation and particular needs in view of the fact that there may be limitations on the appropriateness of any advice provided. No guarantee of investment performance or capital protection should be inferred from any of the information contained in this document.

Returns are gross of fees, custody and brokerage. Returns are calculated on the target weightings of the underlying securities of the model portfolio, as at the beginning of each month. For periods greater than one year the returns have been annualised.

Source: Performance sourced Factset

Bartizan Capital is an authorized Financial Service Provider, FSP number: 48450.