

BARTIZAN BALANCED MODEL PORTFOLIO

31 March 2025

Medium to High Risk

This portfolio is suitable for investors requiring long-term capital growth, whilst complying with Regulation 28 of the Pensions Fund Act. The portfolio will have a bias to growth assets, in order to deliver inflation beating returns over the longer-term. Given the bias to growth assets, the portfolio could result to negative returns over the short to medium term, and therefore the recommended holding period for investors is at least 5 years.

BARTIZAN BALANCED MODEL PORTFOLIO



Portfolio detail

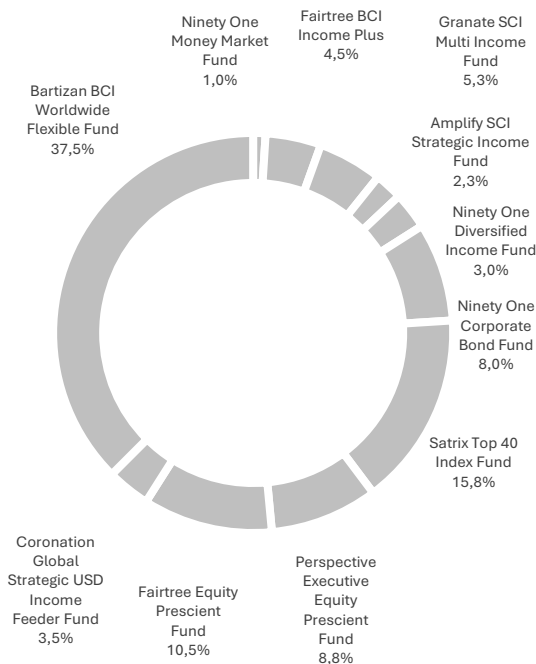
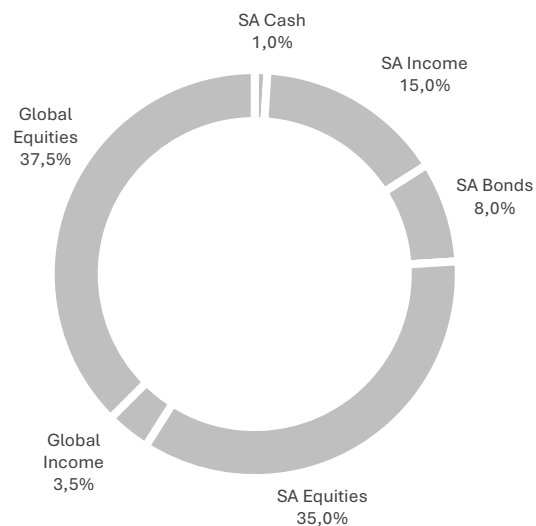
Objective	<i>The objective of this portfolio is to deliver long term capital growth, whilst adhering to Regulation 28 of the Pensions Fund Act</i>
Return expectations	<i>The portfolio aims to generate a return of South African inflation +5% per year, measured over any rolling 7-year period, net of portfolio management fees</i>
Risk tolerance	<i>The solution maintains a medium to high-risk profile</i>
Time horizon	<i>This solution is suitable for investors with a time horizon of five years or longer</i>
Liquidity	<i>The portfolio will invest in a combination of South African Collective Investment Schemes</i>
Reporting Currency	<i>South African Rand</i>
Constraints	<i>Complies to Regulation 28 of the South African Pensions Fund Act</i>
Inception date	<i>1 July 2016</i>
Peer group	<i>ASISA Multi-Asset High Equity</i>
Availability	<i>Allan Gray, Glacier & Ninety One</i>

BARTIZAN BALANCED MODEL PORTFOLIO



Portfolio detail

Target asset class allocation	Manager target allocation
-------------------------------	---------------------------



Investment characteristics	Bartizan Balanced Model Portfolio	Peer group average
Annualised return	8,5%	7,4%
Annualised volatility	9,7%	8,6%
Sharpe ratio	0,12	0,01
Correlation to JSE All Share	0,89	0,91
Beta to JSE All Share	0,59	0,54
Maximum 12-month return	37,4%	30,7%
Minimum 12-month return	-10,8%	-10,5%

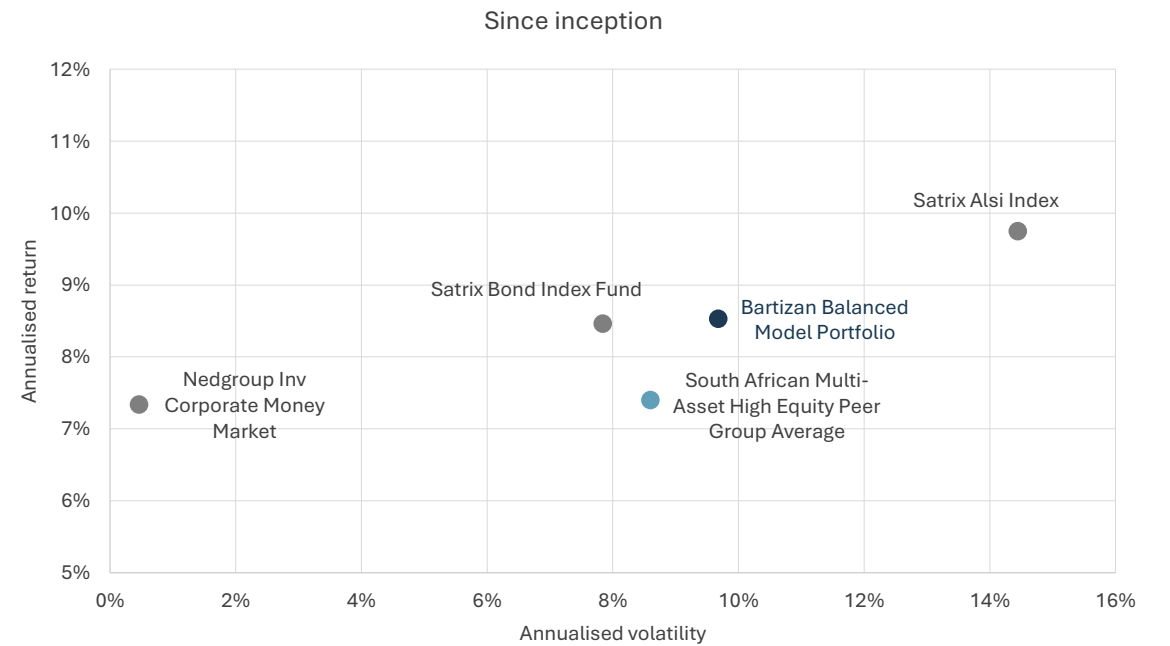
Fee allocation	Bartizan Balanced Model Portfolio	Average of selected peers
Weighted total expense ratio of underlying funds	0.79%	1.16%
Weighted transactions costs of underlying funds	0.10%	0.15%
Weighted total investment charge of underlying funds	0.89%	1.31%
Bartizan Capital investment management fee	0.13%	-
Value added tax	0.02%	-
Total investment fee	1.04%	1.31%

BARTIZAN BALANCED MODEL PORTFOLIO



Performance vs benchmark & peers

Investment performance ZAR – 31 March 2025	Since Inception	7 Years	5 Years	3 Years	1 Year	Mar-2025
Bartizan Balanced Model Portfolio	8,5%	10,0%	15,7%	10,4%	12,2%	-0,9%
Peer group average	7,4%	8,6%	13,4%	9,0%	12,6%	-0,2%
South African Inflation + 5%	9,7%	9,7%	9,9%	10,0%	7,8%	0,8%



PORTFOLIO AVAILABLE VIA THE FOLLOWING ACCREDITED FINANCIAL ADVISORS



Eras Venter

Adfinity Financial Services
FSP number: 2758
eras@adfinity.co.za
T. 021-914-6863
M. 076-203-1500



Jurie van Dyk

Effective Decision Making
FSP number: 44331
jurie@edmwealth.co.za
T. 021-910-5516
M. 076-371-7877



Diekie Kruger

Subventum Financial Services
FSP number: 24203
diekie@subventum.com
T. 021-975-8174
M. 083-457-0925



Johann de Clerk

Adfinity Financial Services
FSP number: 2758
johann@adfinity.co.za
T. 021-914-6863
M. 082-578-5897



Gawie Minnaar

Adfinity Financial Services
FSP number: 2758
gawie@adfinity.co.za
T. 021-914-6863
M. 076-416-9664



Kosie Janse van Rensburg

Adfinity Financial Services
FSP number: 2758
kosie@adfinity.co.za
T. 021-914-6863
M. 082-509-2998

DISCLAIMER AND NOTES

The information and opinions contained in this document are recorded and expressed in good faith and in reliance on sources believed to be credible. No representation, warranty, undertaking or guarantee of whatever nature is given on the accuracy and/or completeness of such information or the correctness of such opinions. Bartizan Capital will have no liability of whatever nature and however arising in respect of any claim, damages, loss or expenses suffered directly or indirectly by the investor or the investor's financial advisor acting on the information contained in this document. Furthermore, due to the fact that Bartizan Capital does not act as the investor's financial advisor, they have not conducted a financial needs analysis and will rely on the needs analysis conducted by the investor's financial advisor. Bartizan Capital recommend that investors and financial advisors take particular care to consider whether any information contained in this document is appropriate given the investor's objectives, financial situation and particular needs in view of the fact that there may be limitations on the appropriateness of any advice provided. No guarantee of investment performance or capital protection should be inferred from any of the information contained in this document.

Returns are gross of fees, custody and brokerage. Returns are calculated on the target weightings of the underlying securities of the model portfolio, as at the beginning of each month. For periods greater than one year the returns have been annualized.

Source: Performance sourced Fact set

Bartizan Capital is an authorized Financial Service Provider, FSP number: 48450.